

Cuaderno de
Comunicación
4 AÑOS




INICIAL



PRIMER DÍA DE CLASES

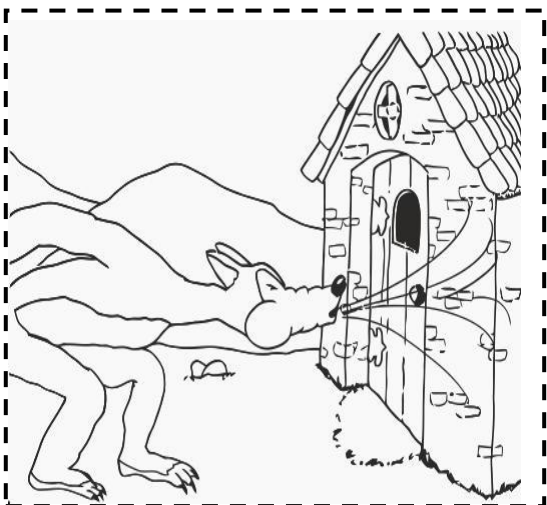


- Escribo mi nombre y pinto

yo soy : _____




CUENTO

- Según las imágenes cuenta el cuento con la ayuda de tu maestra.



- Escribo tu nombre y lo decora.






SECUENCIAS

- Cuenta según las imágenes la historia.





- Observo y pinto, recorto y pego según corresponda la secuencia.



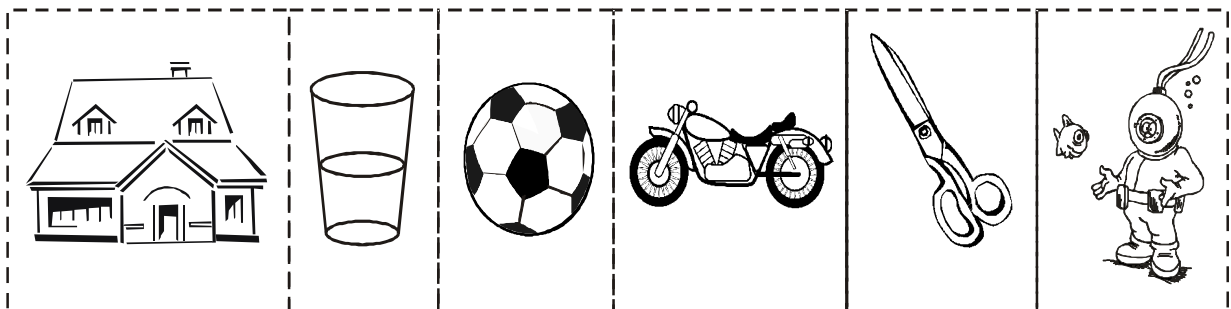



PINTA, RECORTA Y ARMA

- Siguiendo la secuencia.


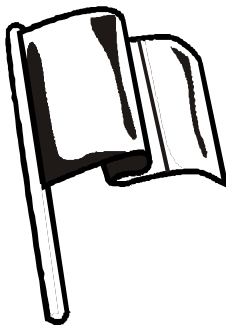



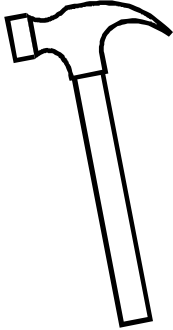


SONIDO INICIAL

- Recorta y pega la figura que tenga el mismo sonido inicial.


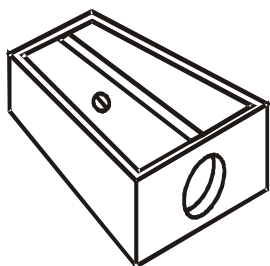
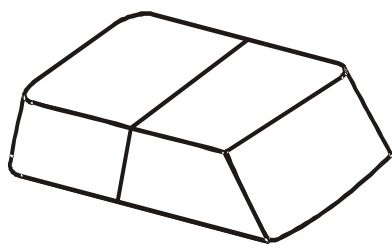

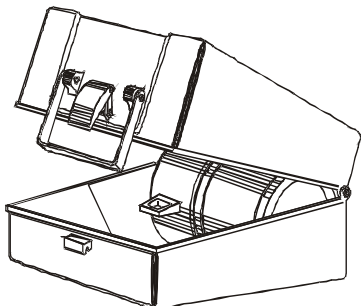


- Une las figuras que rimen



SONIDO FINAL


- Pinta a los dibujos que tienen el mismo sonido final.



COMPRENSIÓN DE LECTURA**CUENTO: "Los Conejitos"**

- Escucha con atención la lectura del cuento.


Unos



salieron a




cuando paseaban muy




vieron a un



; se



y






sin parar




- Marca con (x) el recuadro que contenga la respuesta correcta.

- Contesta:

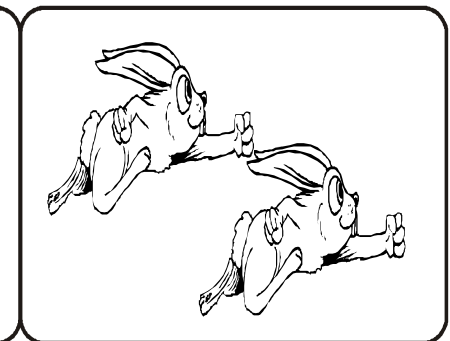
¿Quiénes salieron a pasear?



¿A qué animalito vieron?

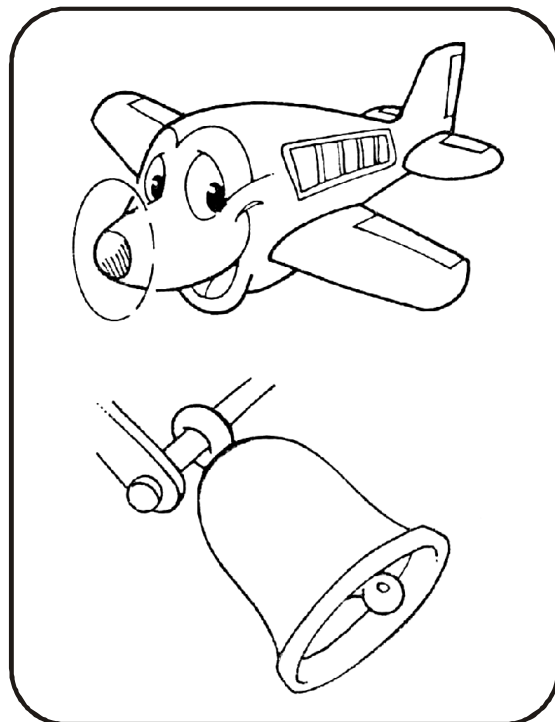





¿Qué hicieron cuando vieron al perro?

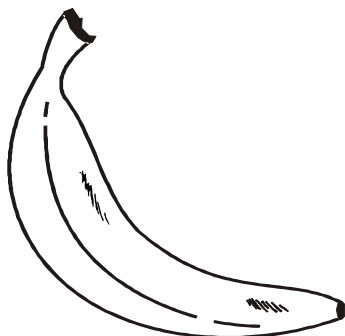


SONIDOS ONOMATOPÉYICOS


- Con ayuda de la maestra, imita y escucha los sonidos propios de cada figura.




SONIDOS CORTOS




Plátano




Pan




Sol



Guitarra

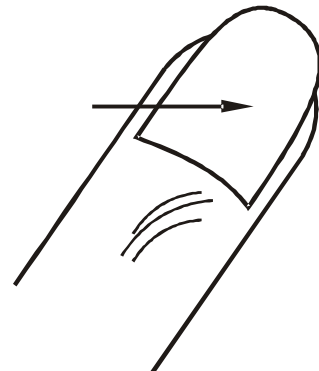







Pelota



Flor

- Une con una línea los dibujos que tienen sonido corto.

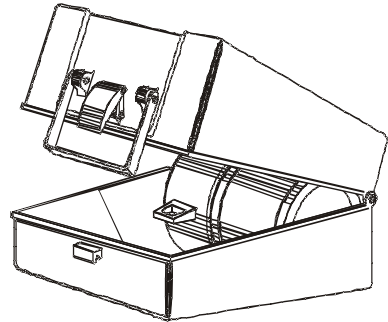


SONIDOS LARGOS

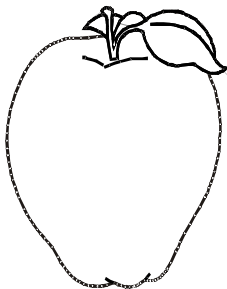
- Marca con una "x" los dibujos que tienen sonido largo.




Zapatilla



Lonchera




Manzana



Piña



Pera



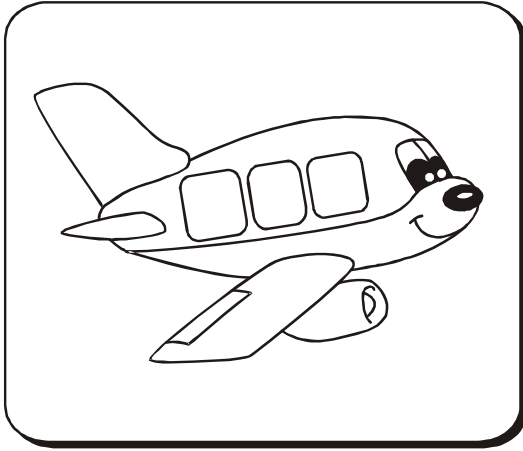

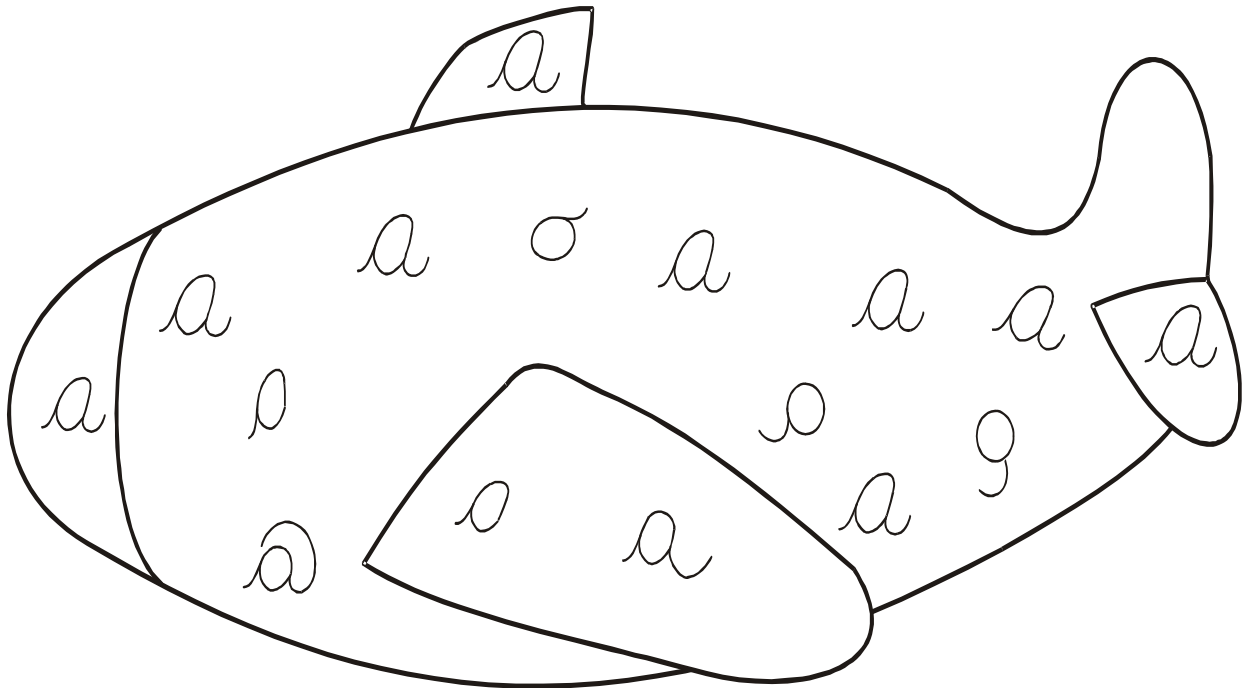
Sol



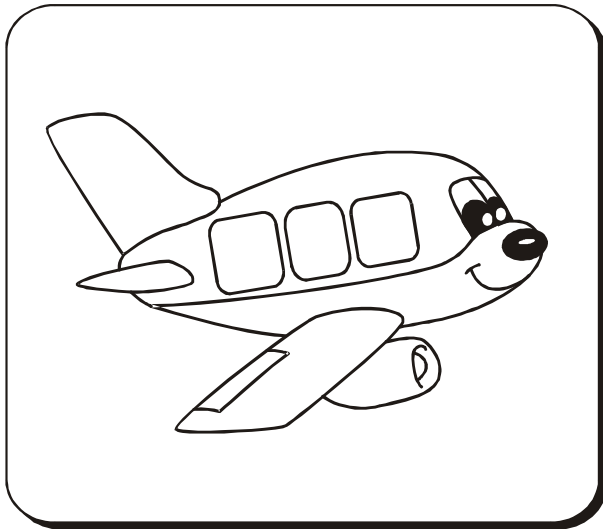
Teléfono

SOMOS LA VOCAL A



- Delinea y encierra las vocales a colorea los gráficos.

*avión**árbol*


- Colorea el grafico en piensan con la vocal a



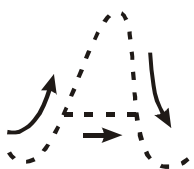

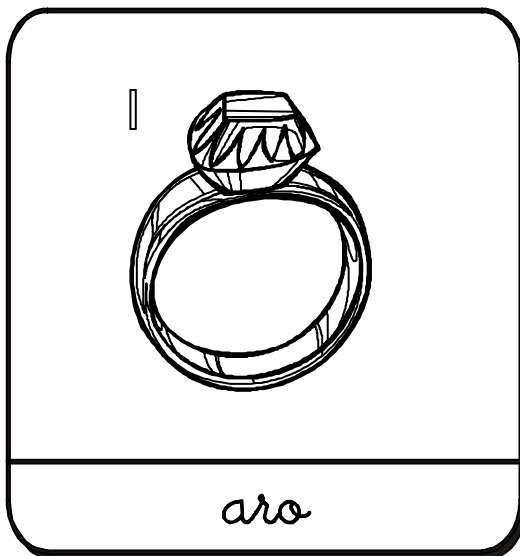


avión



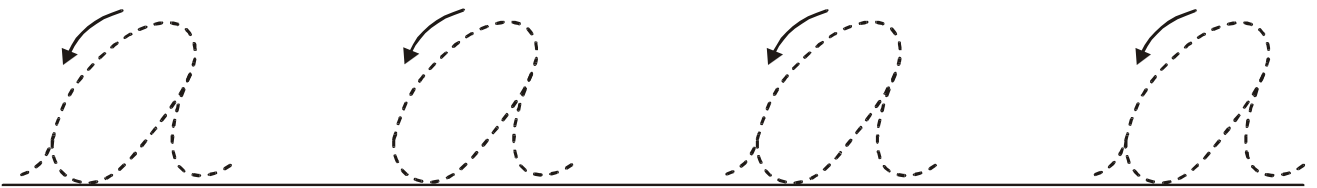
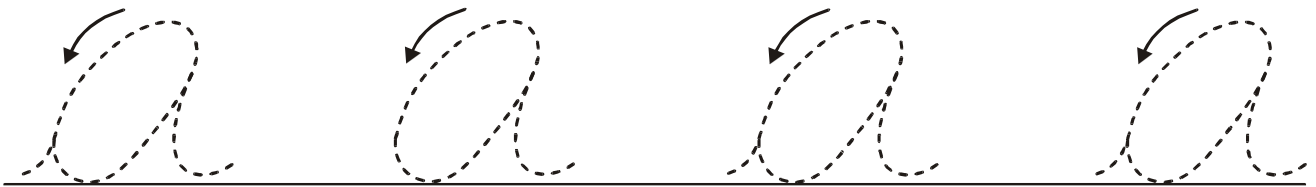
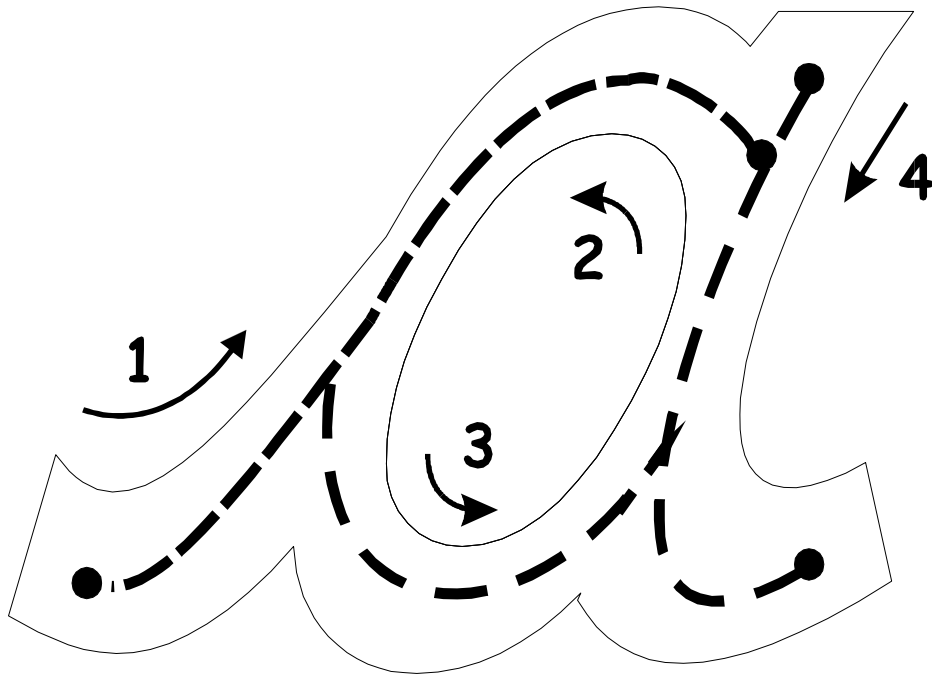
araña



- Pinta lo que comienza con "a".
- Delinea con plumones de colores.




- Delinea la vocal “a” con plumón grueso y abajo con plumón delgado.




SOMOS LA VOCAL E


Encierra las vocales e colorea los gráficos.







elefante




estrella




- Colorea las figuras que empiecen con la vocal E.











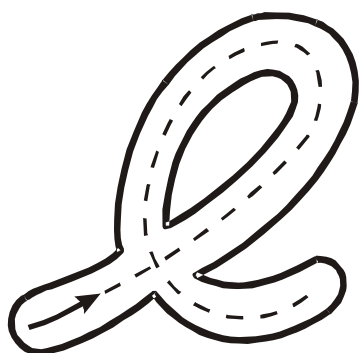
- Colorear y repasar





estrella



elefante







- Delinea la vocal grande con plumón grueso y las pequeñas con plumón delgado.







SOMOS LA VOCAL I

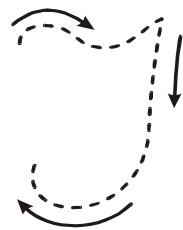
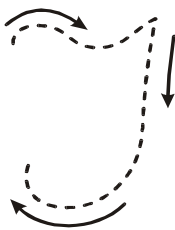
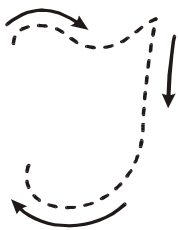
- Encierra las vocales a colorea los gráficos.

*iglesia**imán*


- Marca la figura que empieza con l.



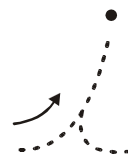
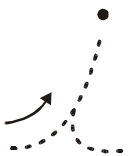
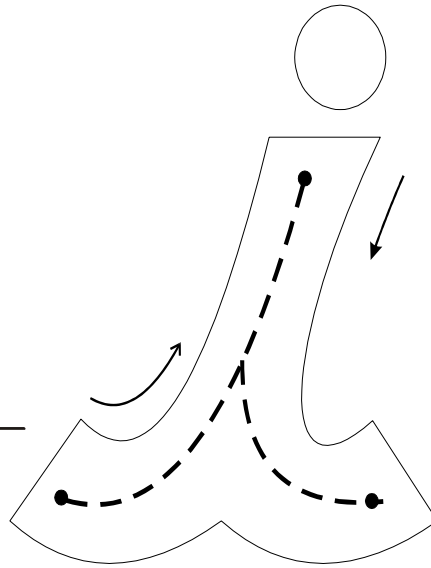
- Delinea con plumón de colores.



- Delinea la vocal grande con plumón grueso y con plumón delgado las vocales pequeñas.




iglesia

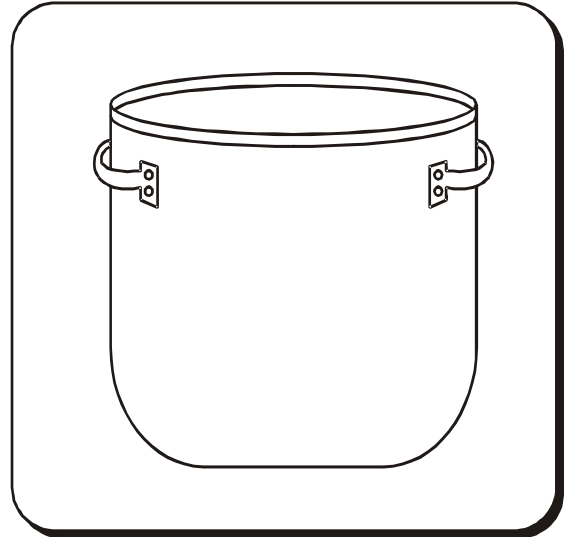


SOMOS LA VOCAL O


- Encierra las vocales a colorea los gráficos.





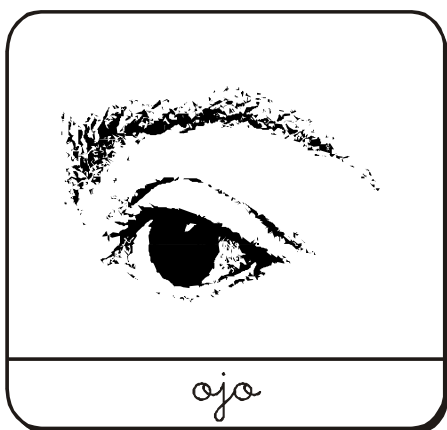
ojo



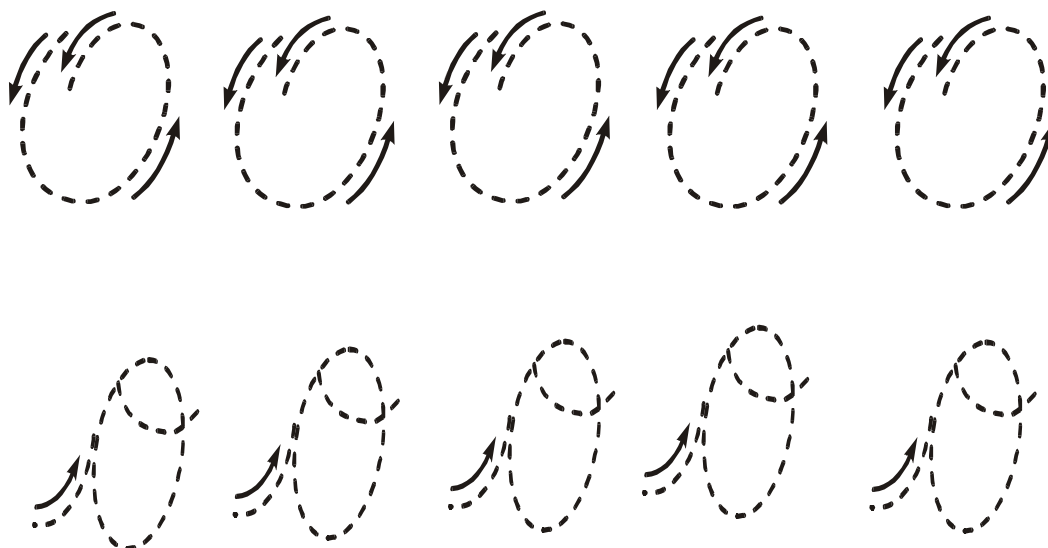
olla



- Leer y colorear.



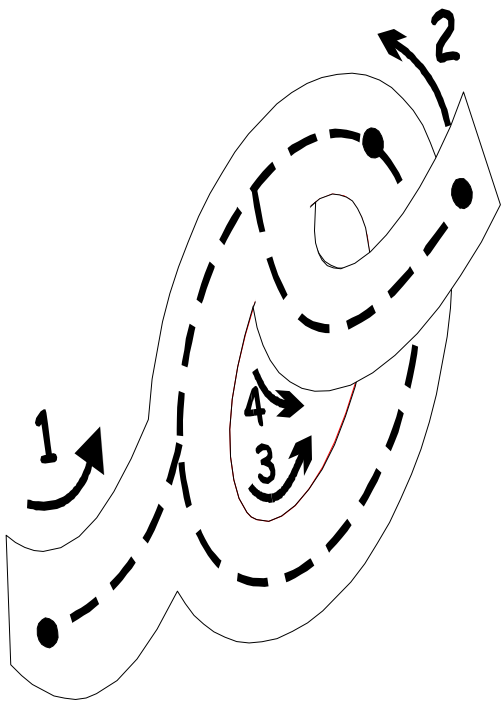
- Repasar.



- Colorea los dibujos que inicien en "O".

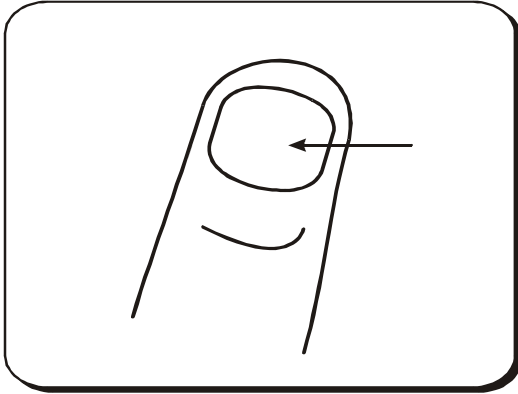


- Repasar




SOMOS LA VOCAL U


- Encierra las vocales a colorea los gráficos




uña





uva



- Reconoce la vocal U.



- Delinea con plumón grueso la vocal grande y con plumón delgado la vocales pequeñas.



JUGUEMOS CON LAS VOCALES

- Una figura y palabra y pinta.



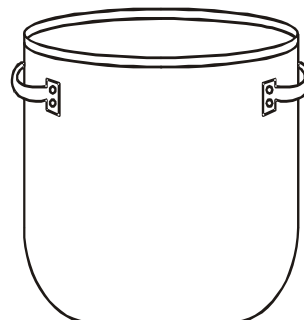
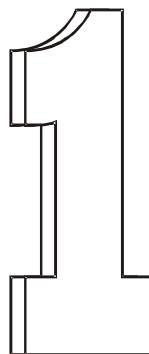

Iguana

Estrella

Uno

Olla




Avión



- Busca y encierra las vocales dobles



- Busca y encierra las vocales dobles



- Pinta los pétalos según la vocal que se te indica.

